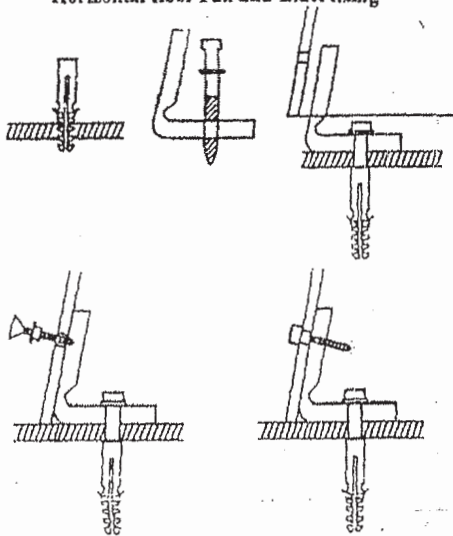


Caution

Care should be taken when drilling into walls and floors to avoid any sunken wires or pipes. The fixings supplied with this pack are suitable for solid walls only. Plasterboard or stud walls may require specialist fixings (not supplied).

FC100SET5BZZ00

Horizontal floor Pan and Bidet fixing

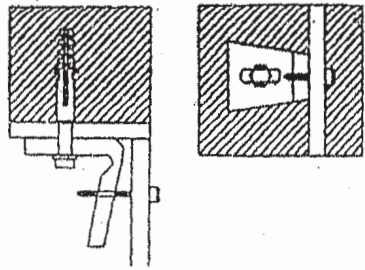


WC/ BIDET

1. Place WC / bidet into position and mark the position of the screw holes and the outer edge of the WC / bidet foot.
2. Secure the brackets using the hexagonal head screws and washers, the plastic plugs are for use when fixing to concrete or ceramic tiled floor
3. Replace WC / bidet into position and secure using countersunk.

FC100SET5BZZ00

Horizontal Semi pedestal fixing










PEDESTAL

1. Place pedestal under the basin and mark the position of the screw holes and outer edge of the pedestal.
2. Secure the brackets using the hexagonal head screw and washers, the plastic plugs are for use when fixing to solid walls
3. Replace pedestal into position and secure using countersunk head screws and caps.

Note: Semi-ped is not load bearing fixture after installation. Ensure specified fixing for washbasin are used.

Technical Data

						
Drill Ø 10 mm	Plastic plugs S10 2-off	hexagonal head screws 8x75mm 2-off	Washers 2-off	countersunk head screws 5x60mm 2-off	Cap covers & bushes 2-off	Fixing brackets 2-off